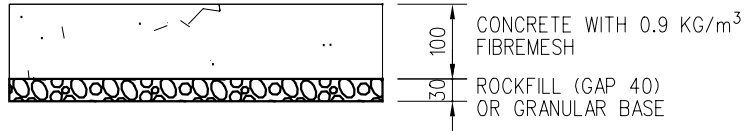
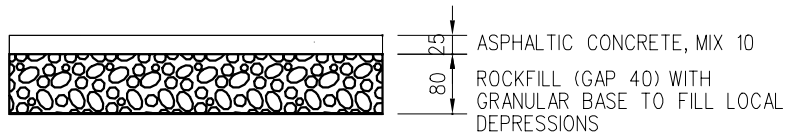


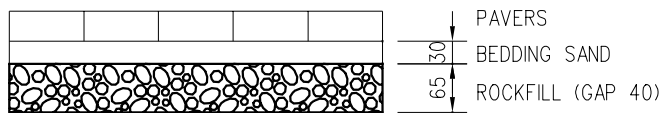
CONCRETE PATH



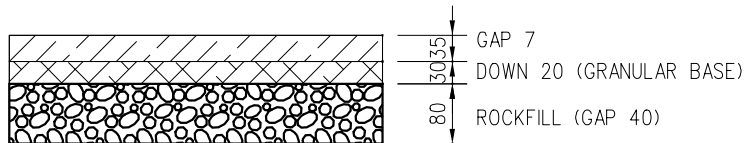
ASPHALTIC CONCRETE



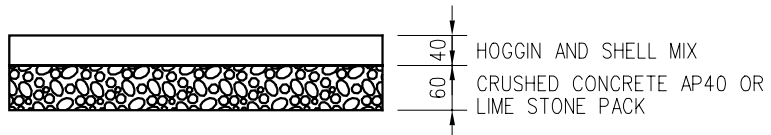
PAVERS



LOOSE AGGREGATE



SHELL PATH



SURFACE FINISHES

STANDARD DETAIL:

SURFACE FINSHES

Copyright on this Drawing is Reserved

DATE: June 2005

NOT TO SCALE



Head Office: 50 Centreway Road, Orewa
Private Bag 500, Orewa, 1461, New Zealand
Tel: 0800 4265169, Fax (09) 4267280
Email: info@rodney.govt.nz

RDC NO:

SHEET NO:

REV:

18000 7.9

26 February 2009